

W DUBAI - THE PALM



Opening 2018

WELCOME

The first W Escape in the Middle East, set to make its debut in 2018, celebrates Dubai's cityscape contrast where modern man-made geometrical formations erupt and clash with the fluid and organic shapes of nature, while nodding and winking to the local landscape.

W Dubai – The Palm is located in the west crescent of the Palm Jumeirah – the most innovative and ambitious man-made creation of all.

HELLO DUBAI

HELLO DUBAI

First W Escape in the Middle East

350 Rooms & Suites

6 B&F Venues

Great Room, 3 Studios & 2 Strategy Rooms

Outdoor Event Spaces

Away Spa

Dynamic Music & Fuel Programming

WET® Deck

FIT®

P.A.W. – Pets Are Welcome



MEET & CELEBRATE



GREAT ROOM

Ground Floor

Divisible in 2

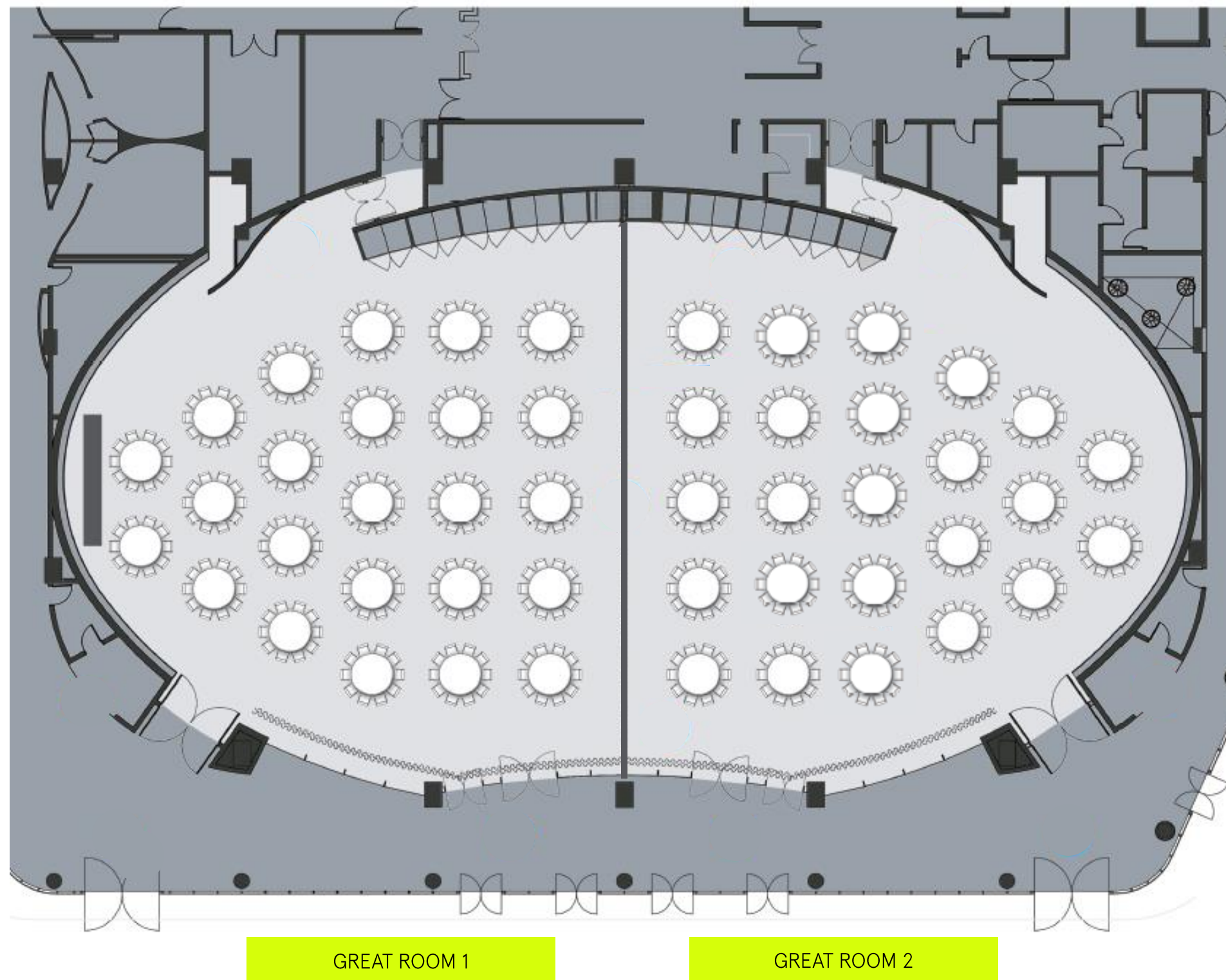
Dedicated entrance

Expansive Foyer area with 2 fixed bars

Adjacent Outdoor Terrace

Customizable feature screen

Natural daylight



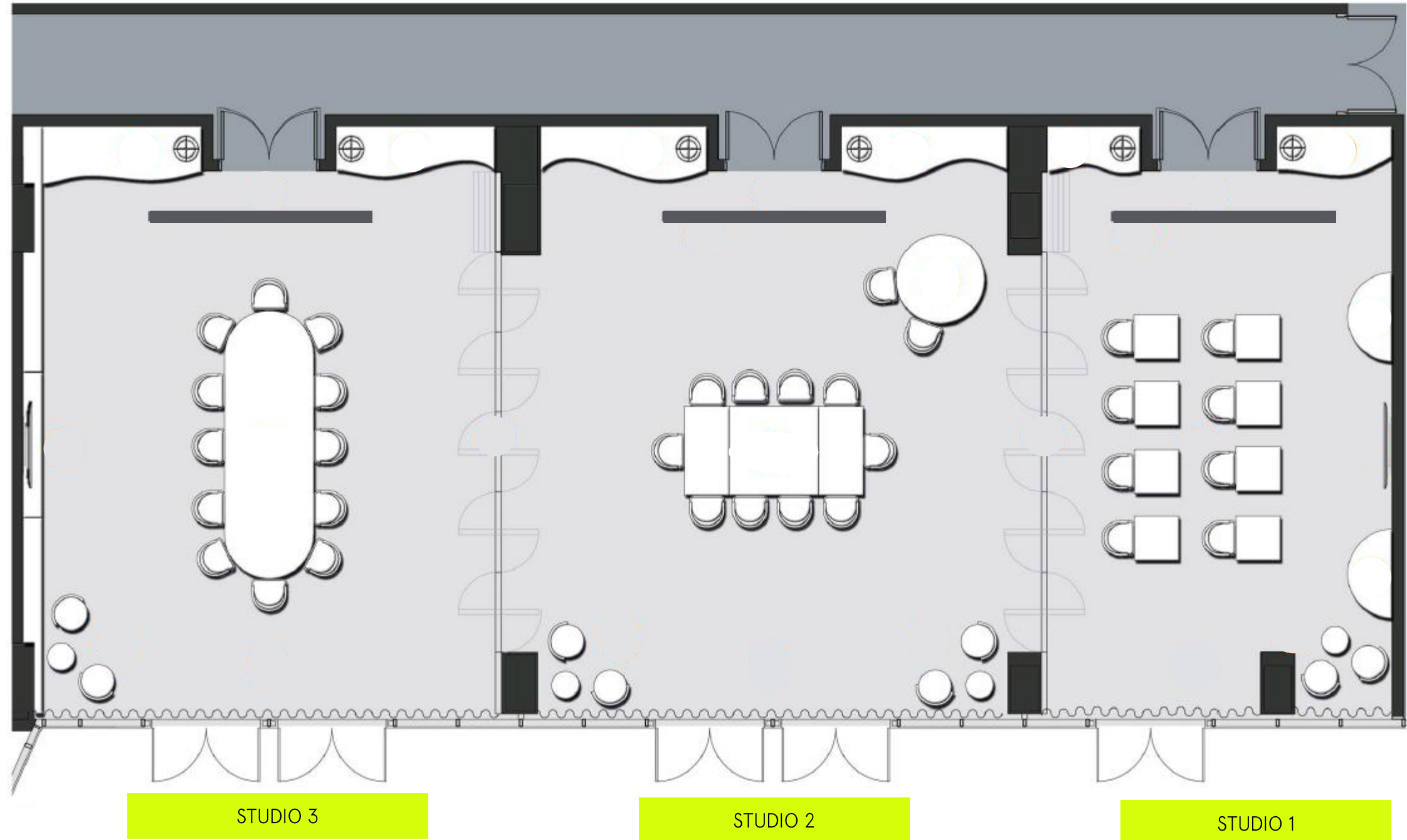
THE STUDIOS

Ground Floor

3 Studios

Interconnected

Natural daylight



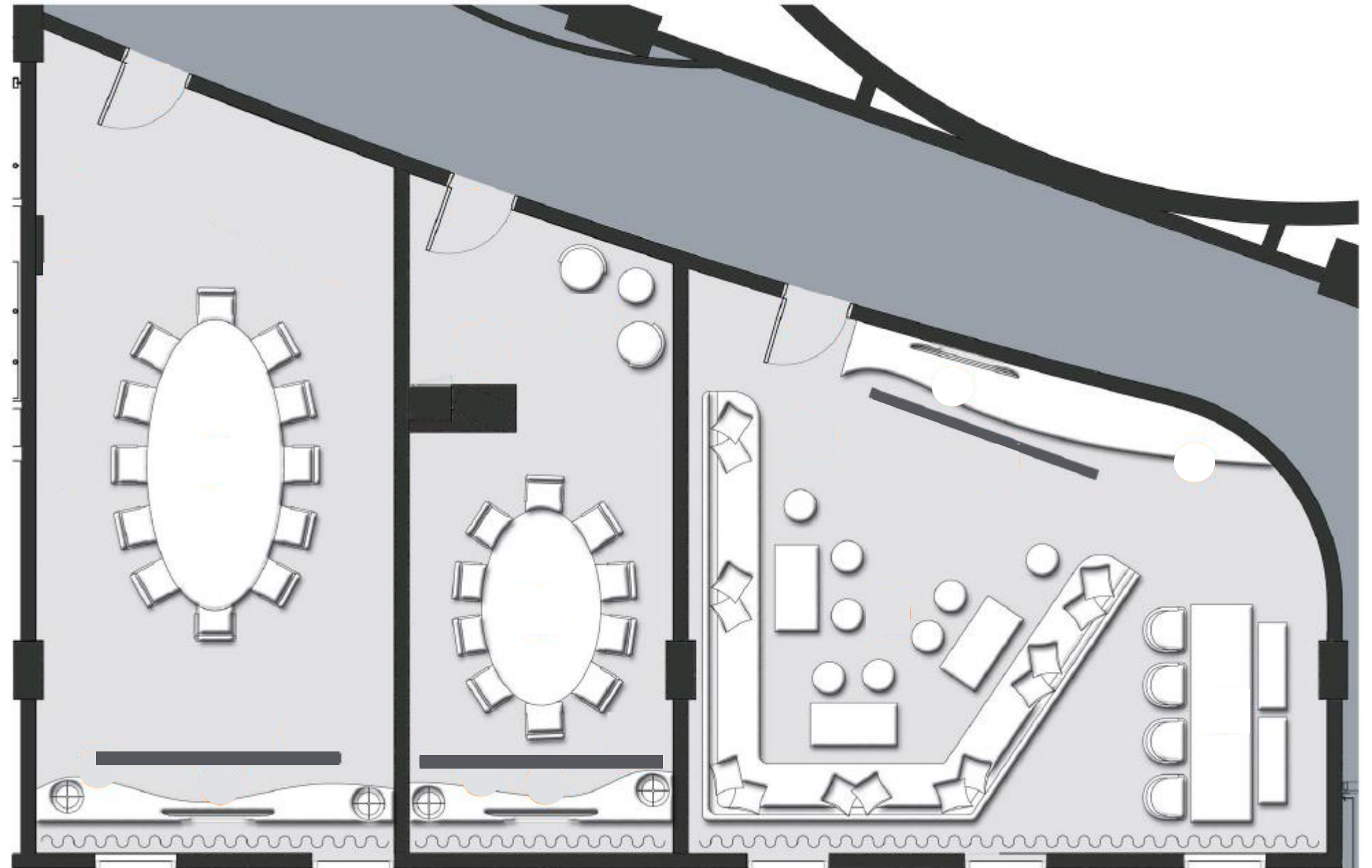
STRATEGY ROOMS

Ground Floor

2 Strategy Rooms

Majlis / Bridal Room

Natural daylight



STRATEGY ROOM 2

STRATEGY ROOM 1

GREEN ROOM

CAPACITY CHART

NAME	AREA (sqm)	HEIGHT (meters)	BANQUET	THEATRE	COCKTAIL	CLASS	U-SHAPE	CABARET	BOARD
Great Room	1,215	5.1*	600	800	800	600	126	360	156
Great Room 1	607	5.1*	300	400	400	276	81	180	102
Great Room 2	607	5.1*	300	400	400	276	81	180	102
Studio 1	64	2.7	30	32	30	24	14	18	20
Studio 2	85	2.7	50	60	60	48	20	30	28
Studio 3	82	2.7	40	48	48	36	14	24	20
Studio 1 + 2	149	2.7	80	92	90	72	34	48	48
Studio 2 + 3	167	2.7	90	108	108	84	34	54	48
Studio 1 + 2 + 3	231	2.7	120	140	138	108	48	72	68
Strategy Room 1	30	2.8	-	-	-	-	-	-	10
Strategy Room 2	51	2.8	-	-	-	-	-	-	14
Green Room	58	2.8	Seating up to 6 pax						
The Lawn	204	-	180	-	200	-	-	-	-

*height is 5.3m in some areas / Great Room foyer – 3.8m / Studios Foyer – 2.7m

**NICE TO
MEET YOU.**



WDUBAITHEPALM.COM